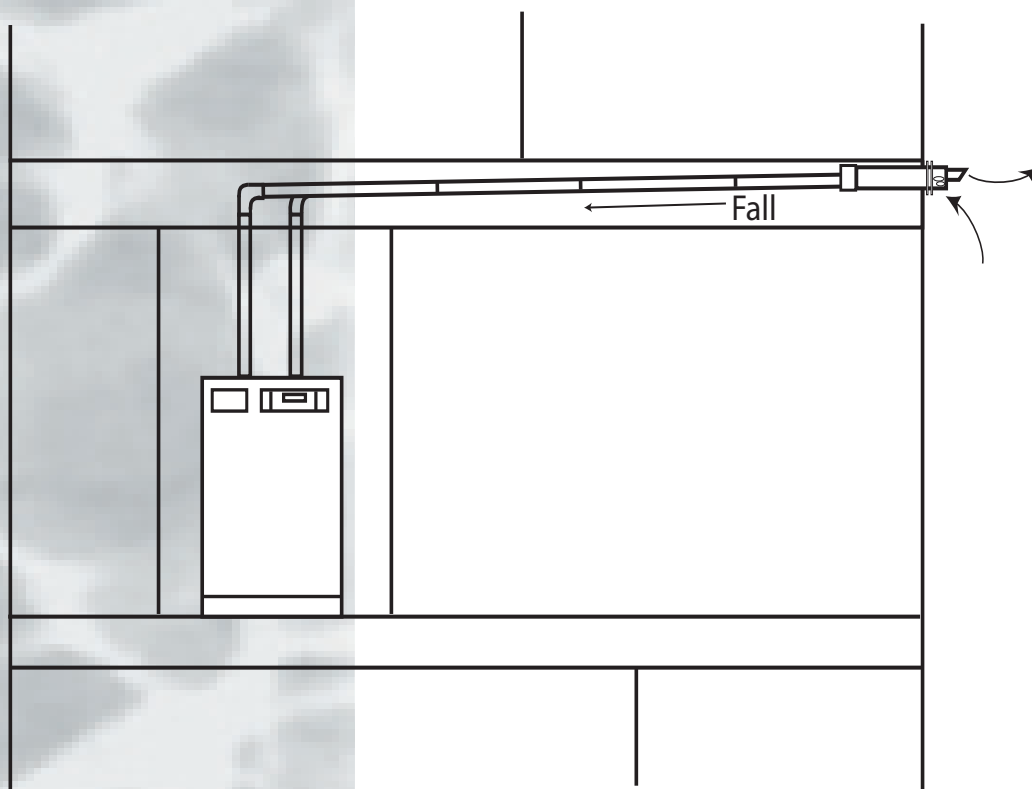


A-CLASS *GulfStream*

DESIGN AND INSTALLATION MANUAL FOR THE TWIN PIPE HORIZONTAL FLUE KIT



TWIN PIPE HORIZONTAL FLUE KIT G.C. NO




*The code of practice for the installation,
commissioning & servicing of central heating systems*



THE GAS SAFETY (INSTALLATION AND USE) REGULATIONS -

**In your own interest and that of safety, it is
law that all gas appliances are installed by
competent persons and in accordance with the
above regulations.**



ISSUE 1 : 08-03

SECTION	PAGE
1.0	INTRODUCTION
2.0	DESCRIPTION
3.0	DESIGN/TECHNICAL
4.0	INSTALLATION
	TERMS & CONDITIONS

1.0 INTRODUCTION

These instructions must be read in conjunction with the Design, Installation and Servicing instructions for the GulfStream^{A-CLASS}

Any central heating flue installation must comply with the relevant recommendations of the current version of the Gas Safety (Installation and Use) Regulations, and the Building Regulations as well as any British and European Standards such as BS 5440 : Part 1.

The information in this manual is provided to assist generally in the selection of equipment. The responsibility for the selection and specification of the equipment must however remain that of the customer and any designers or consultants concerned.

Please note: We do not therefore accept any responsibility for matters of design, selection or specification or for the effectiveness of an installation containing one of our products unless we have been specifically requested to do so.

All goods are sold subject to our Conditions of Sale, which are set out at the rear of this manual.

In the interest of continuously improving the GulfStream range, Gledhill Water Storage Ltd reserve the right to modify the product without notice, and in these circumstances this document, which is accurate at the time of printing, should be disregarded. It will however be updated as soon as possible after the change has occurred.

Note :

See separate manuals for details of the following flue kits which are also available.

1. Ridge Terminal Flue Kit
2. Gable Terminal Flue Kit
3. Balanced Terminal Flue Kit
4. Roof Terminal Flue Kit

The Gledhill Group's first priority is to give a high quality service to our customers.

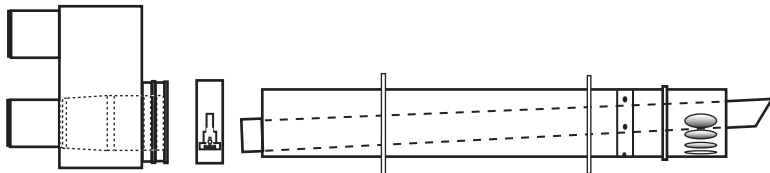
Quality is built into every Gledhill product and we hope you get satisfactory service from Gledhill.

If not please let us know.

TWIN PIPE HORIZONTAL FLUE KIT


FLUE COMPONENTS

* All Concentric pipe and fittings are supplied in 60/100mm nominal white epoxy finish.



Wall terminal c/w ceiling box and clip
(with sealing plates)

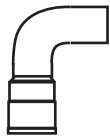
* All single pipe and fittings are supplied in 60mm nominal dia. aluminium.



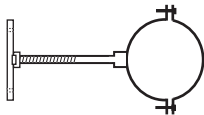
Single Flue pipes - 0.5m / 1.0m / 2.0m long



Single pipe
43/45° bend



Single pipe
87/90° bend



Single pipe
support bracket

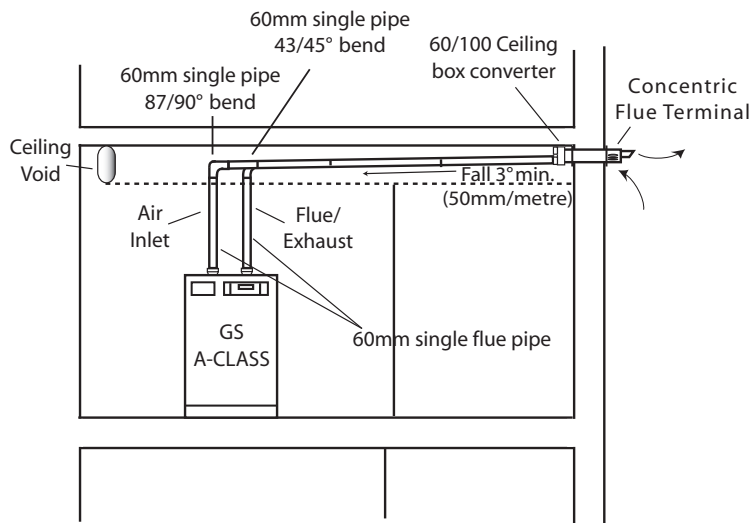
2.0 DESCRIPTION

The balanced twin pipe flue system comprises a number of the push fit socketed concentric and single pipe components (shown opposite). It is designed to allow the installation of flues within ceiling voids (or ducts) in apartments with the fresh air and the flue exhaust being provided from a concentric wall terminal built into the external wall.

Because the GulfStream^{A-CLASS} is a condensing appliance **the whole of the flue MUST be installed with a continuous minimum fall of 3° back to the boiler.**

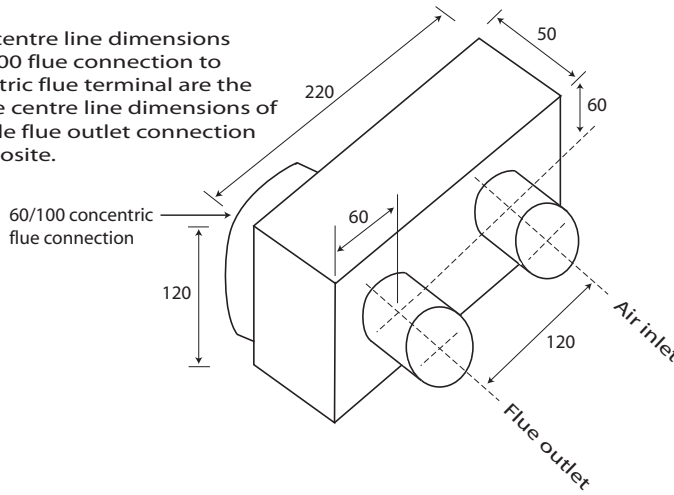
NOTE: An equivalent 80mm single flue pipe system is also available. Please consult Gledhill Technical Department if this is considered to be necessary.

TWIN PIPE HORIZONTAL FLUE KIT



If necessary the single flue in the ceiling void can be off set using 45° bends to suit the wall terminal position.

Note: The centre line dimensions of the 60/100 flue connection to the concentric flue terminal are the same as the centre line dimensions of the 60 single flue outlet connection shown opposite.



3.0 DESIGN/TECHNICAL

The standard twin pipe horizontal flue kits (stock code number AFG020 in white and AFG025 in brown) are based on the 60mm single flue system. Components are shown opposite.

The standard kit should cover the majority of typical installations but separate extra components can be ordered using the individual stock codes shown if required.

The maximum air/flue length which can be used must not exceed the equivalent flue length specified in the table on page 7.

Flues should generally be installed in accordance with BS 5440: Part 1.

Note - the ceiling box can be orientated as necessary to suit the ceiling void/duct and the position of the concentric flue terminal. The single flue pipe/air inlet pipes can also be run in any orientation ie. vertically or horizontally alongside each other.

Details of the ceiling box are shown opposite.

Note: The special 80mm diameter twin pipe horizontal flue kit (AFG021 white and AFG026 brown) will comprise the same single flue pipe and components as the equivalent standard flue kit plus 2 No 60 spigot x 80 socket adaptors for connecting to the GulfStream^{A-CLASS} appliance and 2 No 80 spigot x 60 socket adaptors for connecting to the 60/100 concentric ceiling box.

Standard Twin Pipe Horizontal Flue Kit - AFG020 Standard Twin Pipe Horizontal Flue Kit - AFG025 - Brown		
Quantity	Description	Stock Code
2	60mm Single flue pipes - 1.0m	GT203
4	60mm Single flue pipes - 2.0m	GT202
2	60mm Single flue bends - 87/90°	GT205
1	60mm Single flue bends - 43/45°	GT206
8	60mm Single pipe bracket	GT274
1	Twin pipe/concentric ceiling box convertor	GT269
1	60/100mm Concentric wall terminal - white	GT215
1	60/100mm Concentric wall terminal - brown	GT282
Additional Flue Components Available		
-	Terminal Guard	GF199
-	60mm Single adjustable flue pipe 265 - 375mm	GT197
-	80mm Single flue pipes 1.0m	GF202
-	80mm Single flue pipes 2.0m	GF203
-	80mm Single flue bends 87/90°	GF205
-	80mm Single flue bend 43/45°	GF200
-	80mm Single pipe bracket	MIP004

TWIN PIPE HORIZONTAL FLUE KIT

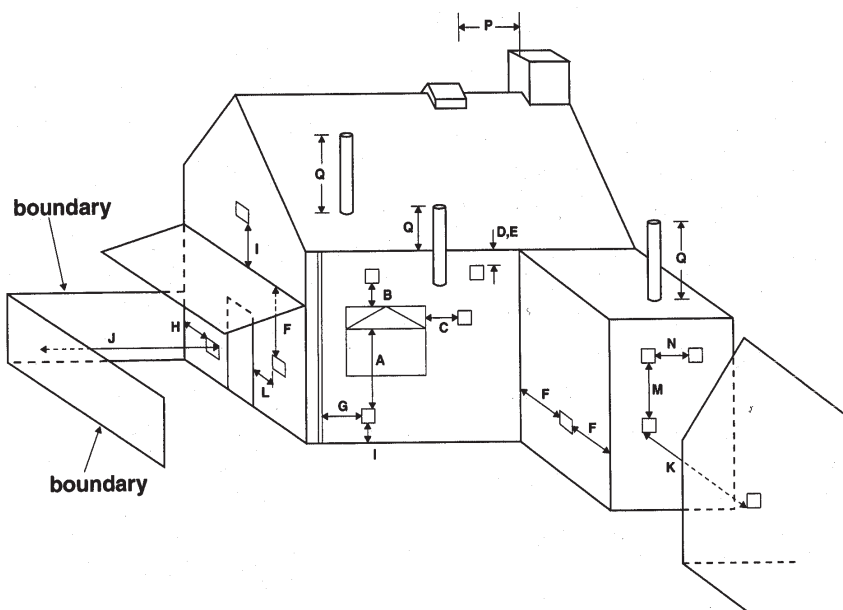
Location of outlets from flues serving gas appliances		
Location		Fanned draught (mm)
A	Below an opening (1)	300
B	Above an opening (1)	300
C	Horizontally to an opening (1)	300
D	Below gutters, soil pipes or drain pipes	75
E	Below eaves	200
F	Below balcony or car port roof	200
G	From a vertical drain pipe or soil pipe	150 (4)
H	From an internal or external corner or to a boundary alongside the terminal (2)	300
I	Above ground, roof or balcony level	300
J	From a surface or a boundary facing the terminal (2)	600
K	From a terminal facing the terminal	1200
L	From an opening in the car port into the building	1200
M	Vertically from a terminal on the same wall	1500
N	Horizontally from a terminal on the same wall	300
P	From a structure on the roof	N/A
Q	Above the highest point of intersection with the roof	Site in accordance with manufacturer's instructions

3.0 DESIGN/TECHNICAL

Flues must be installed and terminals positioned in accordance with the requirements shown opposite.

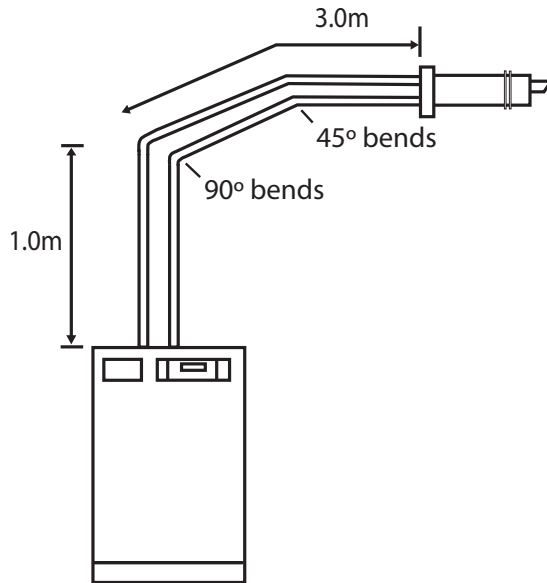
The following should be considered when locating the Wall Terminal.

- The terminals must be positioned on the outside of the building and must allow the free passage of air across them at all times.
- Avoid positions where the terminals are adjacent to projections, particularly under a balcony or immediately adjacent to a drain pipe.
- The position of a terminal must ensure that products of combustion produced from the boiler cannot enter the building or any adjacent building through windows, doors or any other means.
- Acceptable flue terminal positions are shown opposite.
- Where the lowest part of a flue terminal is fitted less than 2 metres (6.6ft) above ground, a balcony, or above a flat roof to which there is access then the flue terminal/terminals must be protected by a terminal guard, available as an extra component from Gledhill. Ensure the terminal guard is fitted correctly and securely using the screws provided.
- The outlet flue terminal may produce a plume of water vapour and also some moisture droplets. This should be considered when positioning the flue terminal e.g. over a door. This is a normal feature of a high efficiency condensing appliance.



TWIN PIPE HORIZONTAL FLUE KIT

3.0 DESIGN/TECHNICAL

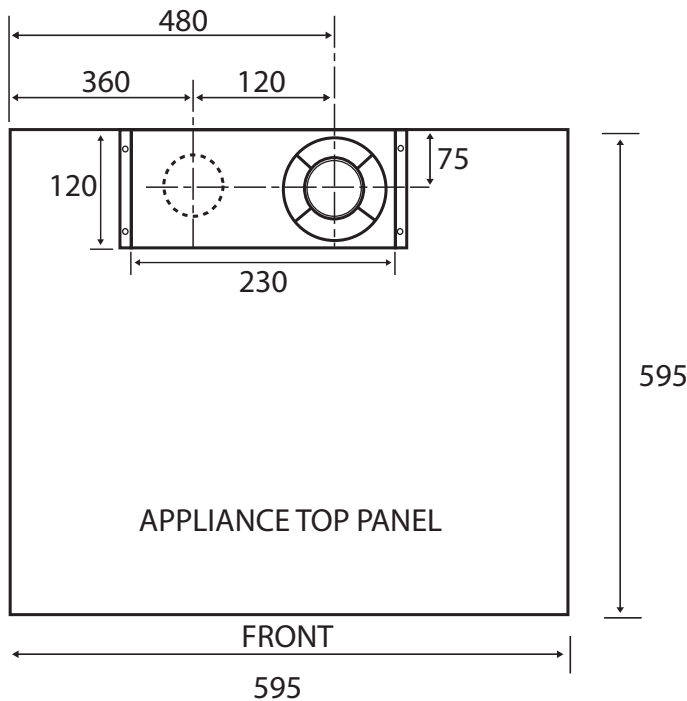


An example of how to calculate the equivalent flue length for the typical 60mm diameter system installation shown opposite, using the table on page 7, should be calculated as follows:

Actual air/flue pipe length
 $(1.0 + 3.0) \times 2 = 8.0\text{m}$
 Equivalent length of fittings
 2 No 90° bends $\times 1.9\text{m} = 3.8\text{m}$
 2 No 45° bends $\times 1.5\text{m} = 3.0\text{m}$
 Concentric flue terminal/ceiling box = 0.5m

Total equivalent flue length
 $8.0 + 3.8 + 3.0 + 0.5\text{m} = 15.3\text{m}$

As long as the flue pipework always runs back to the boiler at a minimum fall of 50mm/metre, any pipework configuration can be used as long as the equivalent total air/flue length is less than the maximum equivalent flue length shown in the table on page 7.



The location of the air inlet and flue/exhaust connections on the appliance are shown opposite. Each connection is provided with a push fit socket and is labelled.

The appliance location itself should have been chosen to comply with the relevant requirements of the GulfStream^{A-CLASS} Design, Installation and Servicing Instructions.

Any single flue pipes must not be closer than 25mm to combustible material. If run through a timber wall or cupboard, ENSURE A 25MM GAP IS LEFT AROUND THE FLUE PIPE OR PROVIDE SUITABLE INSULATION. Recommendations on protection or combustible material are given in BS 5440: Part 2: Clause 20.

WARNING

THE SINGLE FLUE PIPE BECOMES HOT WHEN THE APPLIANCE IS WORKING. HOUSE HOLDERS SHOULD BE WARNED NOT TO TOUCH EXPOSED FLUE PIPE OR STORE FLAMMABLE MATERIAL WITHIN 300MM OF IT. TO ELIMINATE RISK THE FLUE PIPE SHOULD BE INSULATED (OR DUCTED) IF CONTACT IS LIKELY, OR IF FLAMMABLE MATERIAL COULD BE STORED NEXT TO THE FLUE e.g. the appliance cupboard is also used to store clothes etc.


Insulation used must be non-combustible and suitable for operating at temperatures up to 100°C. Class 'O' foil backed glass or mineral wood duct/pipe insulation wrapped tightly around the flue pipe will be satisfactory.

Equivalent Flue Length Table		
	60mm System	80mm System
Maximum equivalent flue length (m)	17m	60m
60/100 Concentric flue pipe	2.0	-
80/125 Concentric flue pipe	-	2.0
90° Elbow	1.9	5.3
45° Elbow	1.5	4.0
Gable Terminal	0.5	2.7

TWIN PIPE HORIZONTAL FLUE KIT

4.0 INSTALLATION

Make sure the appliance is in the correct position before commencing installation of the air/flue pipes.



THE FLUES PIPES MUST BE ASSEMBLED WITH THE PLAIN END OF PIPE (OR FITTING) NEAREST THE APPLIANCE AND THE SOCKET END FURTHEST FROM THE APPLIANCE. ALWAYS ADJUST LENGTH OF PIPES BY CUTTING THE PLAIN END. WE WOULD STRONGLY RECOMMEND THAT A PIPE CUTTER IS USED TO REDUCE THE POSSIBILITY OF ANY DAMAGE TO THE TWIN LIP SEAL WHEN MAKING THE JOINT. REMOVE BURRS INSIDE AND OUTSIDE. KEEP THE OUTSIDE OF FLUE PIPES CLEAN AND FREE OF OIL OR GREASE. CHECK THE TWIN SEAL IS PRESENT AND CORRECTLY LOCATED IN THE SOCKET. See diagram opposite. DO NOT USE ANY SEALANT OR LUBRICANT OTHER THAN WATER.

Any generally horizontal run flue pipe must have a fall of at least 3° (50mm/metre) back to the boiler and must not be allowed to dip i.e. fall below the horizontal or form a low point at which condensate could accumulate.

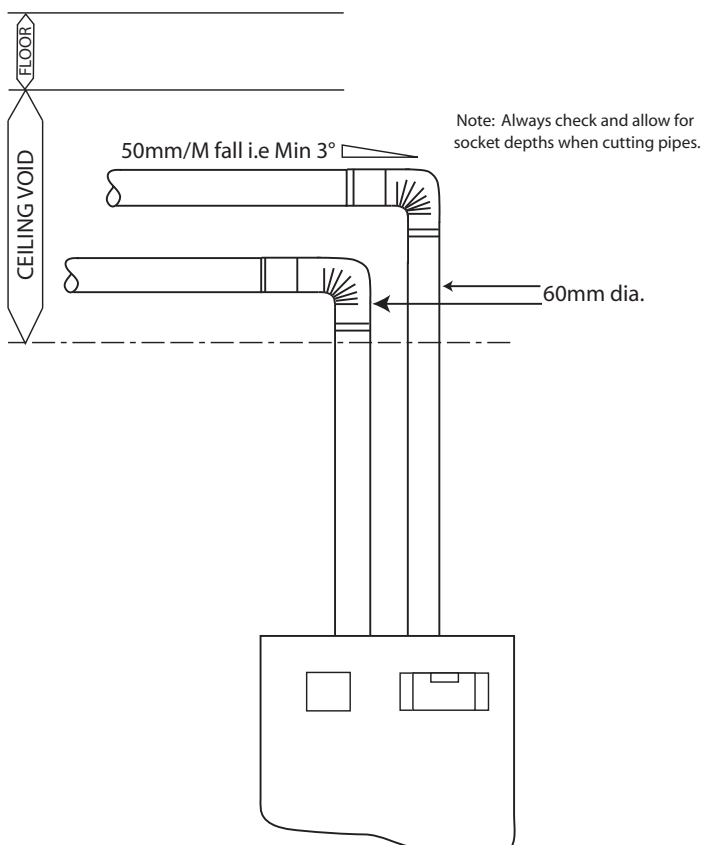
The standard flue kit should be installed as follows.

1. Push the first length of 60mm diameter vertical single flue pipe firmly into the flue and air inlet sockets provided on the appliance (see opposite). Measure and cut to length prior to fitting if required.

Continue to cut and fit the necessary vertical lengths of 60mm diameter single flue pipe necessary to fit the 87/90° bends in the correct position relative to the terminal. Always allow for a 50mm/m (3°) fall from the terminal back to the elbows. Fit the bends to turn the flue/air pipes into the horizontal plane. When making a joint mark the socket depth on the plain end of pipe and check to ensure the joint is pushed home fully.

2. Dependant on the direction the flue is running fit a 43/45° bend to the flue/air inlet pipe if the two pipes are running at the same level. Continue to cut and install the subsequent horizontal lengths of flue/air inlet pipes **to a fall of at least 50mm/m** until the pipework extends to the wall terminal position. Make sure the pipes are terminated with a socket.

Slip supports on to the pipes as required before pushing home firmly the deburred pipe end into the pipe socket. (Temporarily support/secure the pipe if necessary).



TWIN PIPE HORIZONTAL FLUE KIT

4.0 INSTALLATION

Note: Always use the longest length of single flue pipe available on horizontal runs and ensure each joint is adequately bracketted. Brackets on horizontal runs should be installed at a maximum of 1m centres.

3. Check the position intended for the wall terminal is acceptable. Core drill a 120mm diameter hole or break out a suitable opening, keeping it as small as possible, and build in the wall terminal. Make sure the wall terminal is correctly orientated before building in. The flue terminal can be installed level as the inner flue pipe has the necessary fall built in. Use the wall plates provided when building in the terminal if required.

4. Make the joint between the wall terminal and the single flue/air inlet pipes using the 60/100 ceiling box convertor (see below).

NOTE: The ceiling box can be orientated as necessary to suit the position of the flue pipes/terminal or available space in the ceiling void/duct.

5. Visually inspect and check each joint is pushed home fully and ensure the flue has a minimum continuous fall back to the boiler of 50mm/m (3°).

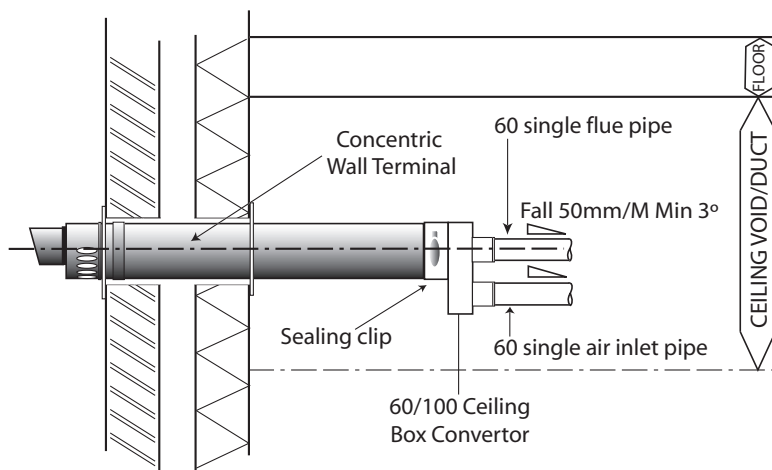
6. Permanently secure the flue/air inlet pipes at approximately 1m centres. Ensure a bracket is provided at each joint on horizontal pipes.

Note: The flue/air inlet must not rely on the wall terminal for support.

6. Visually inspect and check each joint is pushed home fully and ensure the flue has a minimum continuous fall back to the boiler of 50mm/m (3°).

7. Fit insulation (or create a duct) around the flue pipe in the airing cupboard to protect the householder or any material in the cupboard from the effects of the flue temperatures (nominally 80°C).

Note: None of the single flue pipework should be within 25mm of any exposed timber.





CONDITIONS OF SALE & WARRANTY TERMS

1. We only do business upon the Conditions which appear below and no other. Unless we so agree in writing these Conditions shall apply in full to any supply of goods by us to the exclusion of any Conditions or terms sought to be imposed by any purchaser. These Conditions of Sale and Warranty Terms override those which are contained on the Invoice Forms and all Sales are now subject to these Conditions of Sale and Warranty terms only.

2. PRICE

Orders are accepted at the price ruling at the date of receipt of order; this price is our last published list price plus a supplement to allow for any increase in the price of copper between the dates of publication of our price lists ("the copper price supplement"). An order may not be cancelled or varied after acceptance without the written consent of the company. Such cancellation or variation shall be subject to such reasonable charges as may be appropriate.

3. SPECIFICATION

The goods are supplied in accordance with the Specifications (if any) submitted to the Purchaser and any additions and alterations shall be the subject of an extra charge. Any goods not so specified shall be in accordance with our printed literature or the literature of any of our component suppliers (subject to any modifications made since publication). If we adopt any changes in construction or design of the goods, or in the specification printed in our literature, the Purchaser shall accept the goods so changed in fulfilment of the order.

4. PAYMENT

The invoice price of goods shall be payable within 30 days of despatch by us of our invoice for the goods or such longer time as may be stated by our quotation or invoice. If we receive payment in full on or before the due date we will allow an appropriate settlement discount except where we have quoted a special net price. If payment is not received in full on or before the due date we shall be entitled in addition to the invoice price to:

- (i) payment of a sum equal to any increase in the copper price supplement applicable to the particular goods sold between the date of receipt of order and the date of receipt of payment in full; and
- (ii) interest on any part of the invoice price unpaid after the due date at the rate of 3% per annum over the base rate for the time being of HSBC Bank plc.

5. TIME

We give estimates of delivery dates in good faith and time of delivery is not nor shall be made of the essence of any contract nor shall we be liable for any loss or damage occasioned by delay in delivery.

6. DELIVERY

We deliver free normally by our own vehicles within 25 miles of any of our manufacturing depots. Delivery to any place more than 25 miles from one of our manufacturing depots is subject to our quoted delivery charges. We reserve the right to make delivery of goods contained in one order by more than one consignment and at different times. Where a period is agreed for delivery and such period is not extended by our Agreement, the Purchaser shall take delivery within that period. If the Purchaser fails to take delivery, we shall be entitled at the Purchaser's risk and expense to store the goods at the Purchaser's premises or elsewhere and to demand payment as if they had been despatched. Off loading at point of delivery shall be the responsibility of and be undertaken by the Purchaser.

7. SHORTAGES OR DAMAGE

Goods must be inspected before signature of delivery note and any damage, shortage or discrepancy noted on the delivery note and the goods returned on the same vehicle. The buyer must also give us immediate written notice of the damage, shortage or discrepancy so that we may prompt investigation.

8. RETURN OF GOODS

Goods may not be returned to the Company except by prior written permission of an authorised officer of the Company and such return shall be subject to payment by the Purchaser of handling and re-stocking charges, transport and all other costs incurred by the Company.

9. COMPANY LIABILITY

All our goods are made of the best materials from reputable manufacturers and where stated are manufactured to the appropriate British Standard. Complaints must be given to us immediately, before any action is taken, as responsibility cannot be accepted if repairs or renewals are attempted on site without our written authority.

Defects caused by corrosion or scale deposits are not covered by this guarantee save as expressly provided in paragraph (4) of this Condition 9.

Where we agree to rectify any defect, we reserve the right to undertake the work on our own premises.

The following guarantee covers faulty materials and manufacture for the stated period, **provided that:-**

- The unit has been installed in accordance with our installation and service instructions and all relevant codes of practice and regulations in force at the time of installation.
- That all necessary inlet controls and safety valves have been fitted correctly.
- It has only been used for the storage of potable water supplied from the public mains.
- **Where appropriate the unit has been regularly maintained as detailed in the installation and service instructions.**

(1) **Domestic and Commercial Open Vented Cylinders and Tanks.**

If the copper cylinder or tank or any integral pipework proves to be defective either in materials or workmanship, we will either repair or supply replacement at our option with the closest substitute in the case of any obsolete product to any address in Great Britain.

- (a) free of all charge during the first year after delivery by us.
- (b) thereafter at a charge of one-tenth of the then current list price and any copper price supplement and delivery charge during the second year after delivery by us and increasing by a further one-tenth on the second and subsequent anniversary of delivery by us.

AND FURTHER we will meet the contractors/installers reasonable costs in removing and replacing any defective Open Vented Copper Cylinder or Tank with defective integral pipework as follows:

(i) in the case of vessels of less than 80 imperial gallons capacity up to a maximum of one-half of the extent of our liability in regard to the replacement product expressed in (1) (a) and (b) above

ii) in the case of vessels larger than 79 imperial gallons capacity up to a maximum of one-quarter of the extent of our liability in regard to the replacement product as expressed in paragraphs (1) (a) and (b) above.

(2) **Domestic Mains Fed Products**

If the copper storage vessel itself or any integral pipework as part of the storage vessel assembly proves to be defective either in materials or workmanship, we reserve the right to either repair or supply replacements or the closest possible substitute in the case of any obsolete product and will collect and deliver to any address in England, Wales and Scotland (excluding all Scottish Islands).

(a) free of all charge during the first year after delivery by us.

(b) thereafter at a charge of one-fifth of the then current list price or any copper price supplement and delivery charge during the second year after delivery by us increasing by a further one-fifth on the second and subsequent anniversary of delivery by us.

AND FURTHER we will meet the contractors/installers reasonable costs in removing and replacing any defective copper storage vessel or storage vessel with defective integral pipework from the Domestic Mains Pressure Range of products up to a maximum of one-third of the extent of our liability in regard to the replacement product expressed in (2) (a) and (b) above.

(3) **Integrated Boiler and Storage Vessel Products and Stand Alone Boilers**

In the case of the GulfStream range of products and the Gledhill boiler range of products, Gledhill guarantees the heat exchanger (boiler) for material and construction faults for two years and FURTHER we will meet the installer/contractors reasonable costs in removing and replacing any DEFECTIVE heat exchanger up to a MAXIMUM of one third of the extent of our liability in regard to the replacement product.

THE RESPONSIBILITY FOR THE EXECUTION OF THIS GUARANTEE LIES WITH THE INSTALLER.

The guarantee becomes null and void if the appliance is used incorrectly, or in the event of proven negligence or incorrectly implemented repairs **OR FAILURE TO CARRY OUT THE RECOMMENDED INSPECTION/MAINTENANCE.** The guarantee also becomes null and void if changes are made to the appliance without our knowledge, or if the serial number on the appliance is removed or made illegible.

The annual service must be carried out by a competent installer in accordance with the advice given by Gledhill and using Gledhill approved parts.

(4) **Components of our products other than Storage Vessels and Integral Pipework.**

We will either extend to the purchaser the same terms of warranty as we are given by the manufacturer of the component or if the manufacturer does not give any warranty, replace free of charge any component which becomes defective within twelve months after the date of the delivery by us and is returned to us at the purchaser's expense but we shall not meet the cost of removal or shipping or return of the component or any other cost charges or damages incurred by the purchaser.

If the appliance manufactured by Gledhill incorporates a factory fitted scale inhibitor then during the period of three years from the date of delivery Gledhill will replace, free of charge, any plate heat exchanger fitted in the appliance as original equipment in which scale formation occurs that materially reduces the effectiveness of the plate heat exchanger. This guarantee does not extend to any other component installed within the Gledhill appliance or elsewhere in the Purchaser's domestic water system.

(5) **General**

In the case of goods manufactured solely in accordance with our specification and designs and in respect of any installation work carried out by or on our behalf, our entire liability and the purchaser's sole remedies (subject to (1-4) above) and shall be as follows:

(a) we accept liability for death or personal injury to the extent that it results from our negligence that of our employees agents or subcontractors.

(b) subject to paragraph (d) below, we accept liability for direct physical damage to tangible property to the extent that such damage is caused by our negligence that of our employees agents or subcontractors.

(c) our total liability to the purchaser over and above any liability to replace under (1 - 4) above (whether in contract or in tort including negligence) in respect of any one cause of loss or damage claimed to result from any breach of our obligations hereunder, shall be limited to actual money damages which shall not exceed £20,000 provided that such monetary limit shall not apply to any liability on the part of ourselves referred to in paragraph (a) above.

(d) except as provided in paragraph (a) above but otherwise notwithstanding any provision herein contained in no event shall we be liable for the following loss

or damage howsoever caused and even if foreseeable by us or in our contemplation :-

(i) economic loss which shall include loss of profits, business revenue, goodwill or anticipated savings.

(ii) damages in respect of special indirect or consequential loss or damage (other than death, personal injury and damage to tangible property).

(iii) any claim made against the purchaser by any other party (save as expressly provided in paragraph (b) above).

(e) except in respect of our liability referred to in paragraph (a) above no claim may be made or action brought (whether in contract or in tort including negligence) by the purchaser in respect of any goods supplied by us more than one year after the date of the invoice for the relevant goods.

(f) nothing in these Conditions shall confer on the purchaser any rights or remedies to which the purchaser would not otherwise be legally entitled.

(6) Notwithstanding any other provision contained herein the Purchaser's hereby agree to fully indemnify us against any damages losses costs claims or expenses incurred by us in respect of any claim brought against us by any third party for :-

(a) any loss injury or damage wholly or partly caused by any goods supplied by us or their use.

(b) any loss injury or damage wholly or partly caused by the defective installation or sub-standard workmanship or materials used in the installation of any goods supplied by us.

(c) any loss injury or damage in any way connected with the performance of this contract.

PROVIDED that this paragraph (6) will not require the Purchaser to indemnify us against any liability for our own acts of negligence or those of our employees agents or sub-contractors.

FURTHER in the case of goods supplied by us which are re-sold to and installed by a third party by the Purchaser it will be the sole responsibility of the Purchaser to test the goods immediately after their installation to ensure that inter alia they are correctly installed and are in proper working order, and are not likely to cause any loss injury or damage to any person or property.

10. VARIATION OF WARRANTY AND EXCLUSION

Should our warranty and exclusion be unacceptable we are prepared to negotiate for variation in their terms but only on the basis of an increase in the price to allow for any additional liability or risk which may result from the variation.

Purchasers are advised to insure against any risk or liability which they may incur and which is not covered by our warranty.

11. RISK AND RETENTION OF TITLE

(a) goods supplied by us shall be at the Purchaser's risk immediately upon delivery to the Purchaser or into custody on the Purchaser's behalf or to the Purchaser's Order. The Purchaser shall effect adequate insurance of the goods against all risks to the full invoice value of the goods, such insurance to be effective from the time of delivery until property in the goods shall pass to the Purchaser as hereinafter provided.

(b) property in the goods supplied hereunder will pass to the Purchaser when full payment has been made by the Purchaser to us for :-

(i) the goods of the subject of this contract.

(ii) all other goods the subject to of any other contract between the Purchaser and us which, at the time of payment of the full price of the goods sold under this contract, have been delivered to the Purchaser but not paid for in full.

(c) until property in the goods supplied hereunder passes to the Purchaser in accordance with paragraph (2) above.

(i) the Purchaser shall hold the goods in a fiduciary capacity for us and shall store the same separately from any other goods in the Purchaser's possession and in a manner which enables them to be identified as our goods.

(ii) the Purchaser shall immediately return the goods to us should our authorised representative so request. All the necessary incidents associated with a fiduciary relationship shall apply.

(d) the Purchaser's right to possess the goods shall cease forthwith upon the happening of any of the following events, namely :-

(i) if the Purchaser fails to make payment in full for the goods within the time stipulated in clause 4 hereof.

(ii) if the Purchaser, not being a company, commits any act of bankruptcy, makes a proposal to his or her creditors for a compromise or does anything which would entitle a petition for a Bankruptcy Order to be presented.

(iii) if the Purchaser, being a company, does anything or fails to do anything which would entitle an administrator or an administrative receiver or a receiver to take possession of any assets or which would entitle any person to present a petition for winding up or to apply for an administration order.

(e) the Purchaser hereby grants to us an irrevocable licence to enter at any time any vehicle or premises owned or occupied by the Purchaser or in the possession of the Purchaser for the purposes of repossessing and recovering any such goods the property in which has remained in us under paragraph (2) above. We shall not be responsible for and the Purchaser will indemnify us against liability in respect of damage caused to any vehicle or premises in such repossession and removal being damaged which it was not reasonably practicable to avoid.

(f) notwithstanding paragraph (3) hereof and subject to paragraph (7) hereof, the Purchaser shall be permitted to sell the goods to third parties in the normal course of business. In this respect the Purchaser shall act in the capacity of our commission agent and the proceeds of such sale :-

(i) shall be held in trust for us in a manner which enables such proceeds to be identified as such, and :

(ii) shall not be mixed with other monies nor paid into an overdrawn bank account.

We, as principal, shall remunerate the Purchaser as commission agent a commission depending upon the surplus which the Purchaser can obtain over and above the sum, stipulated in this contract of supply which will satisfy us.

(g) in the event that the Purchaser shall sell any of the goods pursuant to clause (6) hereof, the Purchaser shall forthwith inform us in writing of such sale and of the identity and address of the third party to whom the goods have been sold.

(h) if, before property in the goods passes to the Purchaser under paragraph (2) above the goods are or become affixed to any land or building owned by the Purchaser it is hereby agreed and declared that such affixation shall not have the effect of passing property in the goods to the Purchaser. Furthermore if, before property in the goods shall pass to the Purchaser under paragraph (2) hereof, the goods are or become affixed to any land or building (whether or not owned by the Purchaser), the Purchaser shall:-

(i) ensure that the goods are capable of being removed without material injury to such land or building.

(ii) take all necessary steps to prevent title to the goods from passing to the landlord of such land or building.

(iii) forthwith inform us in writing of such affixation and of the address of the land or building concerned.

The Purchaser warrants to repair and make good any damage caused by the affixation of the goods to or their removal from any land or building and to indemnify us against all loss damage or liability we may incur or sustain as a result of affixation or removal.

(i) in the event that, before property in the goods has passed to the Purchaser under paragraph (2) hereof, the goods or any of them are lost, stolen, damaged or destroyed :-

(i) the Purchaser shall forthwith inform us in writing of the fact and circumstances of such loss, theft, damage or destruction.

(ii) the Purchaser shall assign to us the benefit of any insurance claim in respect of the goods so lost, stolen, damaged or destroyed.

12. NON-PAYMENT

If the Purchaser shall fail to make full payment for the goods supplied hereunder within the time stipulated in clause 4 hereof or be in default of payment for any other reason then, without prejudice to any of our other rights hereunder, we shall be entitled to stop all deliveries of goods and materials to the Purchaser, including deliveries or further deliveries of goods under this contract. In addition we shall be entitled to terminate all outstanding orders.

13. RISK

All goods sold by us shall be at the sole risk of the Purchaser from the date of despatch by us of the invoice for their price.

14. VALUE ADDED TAX

All prices quoted are exclusive of Value Added Tax which will be charged at the rate ruling at the date of despatch of invoice.

15. TRADE SALES ONLY

We are only prepared to deal with those who are not consumers within the terms of the Unfair Contract Terms Act 1977, the Sale of Goods Act 1979 and the Supply of Goods and Services Act 1982. Accordingly any person who purchases from us shall be deemed to have represented that he is not a consumer by so purchasing.

16. JURISDICTION

The agreement is subject to English/Scottish law and any dispute arising hereunder shall be settled in accordance therewith dependent upon the location.

